

## HAJJ –Some Aspects

-Dr. E. R. Latifee,

### Three types:

1. **Tamattu** : It literally means to enjoy or to take advantage of a facility. The pilgrim performing it is called Mutamatti.

One has to do a complete Umrah, then come out of the state of Ihram. The Umrah can be done in the months of Shawwal, or Dhul Qadah or Dhul-Hijjah but before 8<sup>th</sup> Dhul-Hijjah.

On 8<sup>th</sup> day of Dhul-Hijjah (Yawmut-Tarwiyah) must enter state of Ihram, from the place of staying at that time, for example if staying in Mina, then from Mina, if in Makkah, then from Makkah, but before noon.

There are **three Tawaf** (Tawaf -Circling the Ka'bah 7 times) and **two Sa'ee** (Sa'ee -Completion of 7 rounds between Safa & Marwah).

*One Tawaf (called Tawaf Qudoom) and one Sa'ee for Umrah before Hajj rituals.*

*One Tawaf (called Tawaaful-Ifaadha) and one Sa'ee on 10th day of Dhul-Hijjah (Yawmun-Nahr). It is permitted to do these on 10<sup>th</sup>, 11<sup>th</sup> or 12<sup>th</sup>.*

*Before final departure from Makkah, perform Tawaaful Wadaa'*

*(Farewell Tawaf) as your last act. Do it on 12<sup>th</sup> or 13<sup>th</sup> Dhul-Hijjah.*

2. **QIRAAN** : Making Umrah and Hajj at the same time. The pilgrim performing it is called Qarin. Make the intention of doing both Hajj and Umrah together. There are **Three Tawaf** (Tawaf -Circling the Ka'bah 7 times) and **one Sa'ee** (Completion of 7 rounds between Safa & Marwah).

*One Tawaf (called Tawaf Qudoom) and one Sa'ee before Hajj rituals. This Sa'ee can also be done after Tawaaful-Ifaadha on 10th day of Dhul-Hijjah (Yawmun-Nahr). Do not get out of Ihram state until 10<sup>th</sup> of Dhul-Hijjah.*

*One Tawaf (called Tawaaful-Ifaadhah) on 10th day of Dhul-Hijjah (Yawmun-Nahr). It is permitted to do this on 10<sup>th</sup>, 11<sup>th</sup> or 12<sup>th</sup>.*

*Before final departure from Makkah, perform Tawaaful Wadaa’*

*(Farewell Tawaf) as your last act. Do it on 12<sup>th</sup> or 13<sup>th</sup> Dhul-Hijjah.*

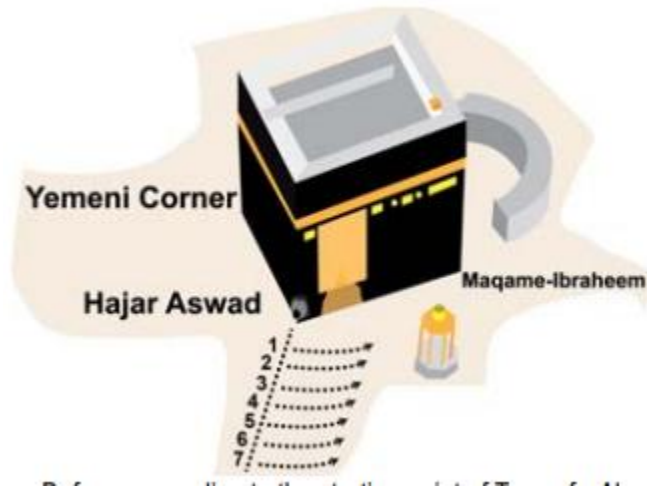
- 3. IFRAD :** Isolated Hajj, No Umrah: The pilgrim performing it is called Mufrid. This type is allowed only for those living within **Meeqat**.

**Day by Day Hajj Rituals:**


<p>Before 8<sup>th</sup> day of Dhul-Hijjah</p>	<p><i>One Tawaf (called Tawaf Qudoom) and one Sa’ee for Umrah</i></p>
<p><b>First Day of Hajj</b> 8<sup>th</sup> day of Dhul-Hijjah (Yawmut-Tarwiyah)</p>	<p><i>Enter State of Ihram from your staying place, e.g., Makkah, Mina etc. Pray five prayers starting with the noon (dhur), Asr, Maghrib, Isha and ending with dawn (fajr) prayer in Mina.</i></p>
<p><b>Second Day of Hajj</b> 9th of Dhul Hijjah This day is known as Yaumul Wuquf, or the Day of Standing.</p>	<p><i>After fajr prayer in <b>Mina</b> go to ‘Arafat. Perform Duhr Salah and ‘Asr together in one adhan and two separate iqama, in a shortened form (Qasr- two raakaat instead of four) at ‘Arafat. Stay till sunset and make dua.</i></p> <p><i>After sunset, go to <b>Muzdalifah</b> and offer shortened Maghrib and ‘Isha Salah (Qasr) prayer together, in one adhan and two separate iqama.</i></p> <p><i>Stay there at the night, and collect small pebbles for stoning the Jamarat in Mina. Pray fajr there.</i></p>

<p><b>Third day of <u>Hajj</u> –</b> 10th of Dhul Hijjah This is called <b>Yaumun Nahr</b>, the day of sacrifice.</p>	<p><b>Act 1:</b> After Sunrise go to Mina and throw seven small pebbles or stones at the large Jamratul 'Aqaba (Stone pillar Symbolizing Satan situated in the back). This is the last pillar.</p> <p><b>Act 2:</b> One Tawaf (called Tawaaful-Ifaadhah) and one Sa'ee on Yawmun-Nahr. It is permitted to do these on 10th, 11th or 12th.</p> <p><b>Act 3:</b> Trim the hair or shave the head.</p> <p><b>Act 4:</b> Sacrifice animal</p> <p>Note 1: Act 2, 3 and 4 order can be changed Note 2: If any two of the four acts are done then, one can take off Ihram and put on usual dress</p>
<p><b>Fourth day of <u>Hajj</u></b> <b>11th Dhul Hijjah</b></p>	<p>After dhur salah time, throw seven stones/pebbles at each of three Jamarat. Must stay in Mina at night.</p>
<p><b>Fifth day of <u>Hajj</u></b> <b>12th Dhul Hijjah</b></p>	<p>After dhur salah time, throw seven stones/pebbles at each of three Jamarat. Before sunset, must go to Makkah. Before final departure from Makkah, perform Tawaaful Wadaa' (Farewell Tawaf) as your last act.</p> <p><b>Hajj is completed now.</b> If the sun has already set and you are still in Mina, then must stay in Mina during this night. Next day, 13<sup>th</sup>, again throw stones and go to Makkah. Before final departure from Makkah, perform Tawaaful Wadaa' (Farewell Tawaf) as your last act.</p>


## TAWAAF (Circling the Ka'bah 7 times)

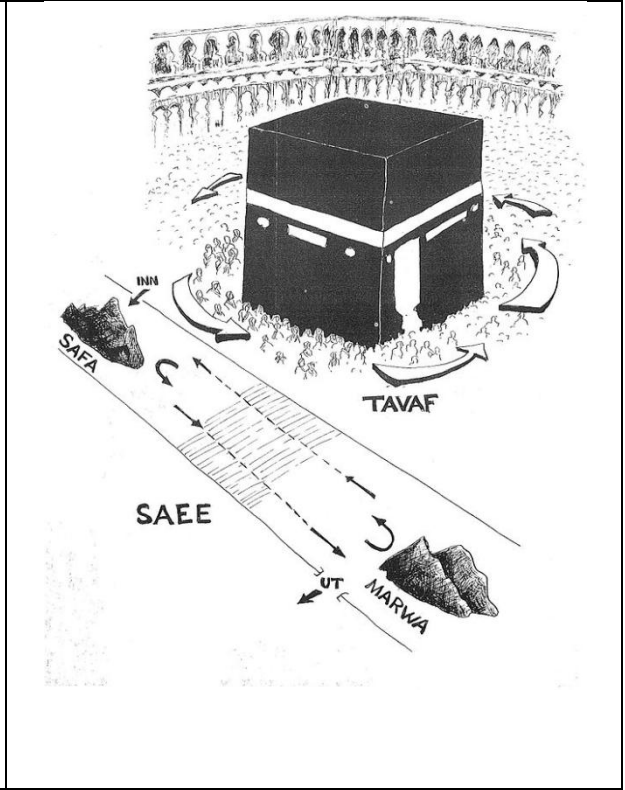



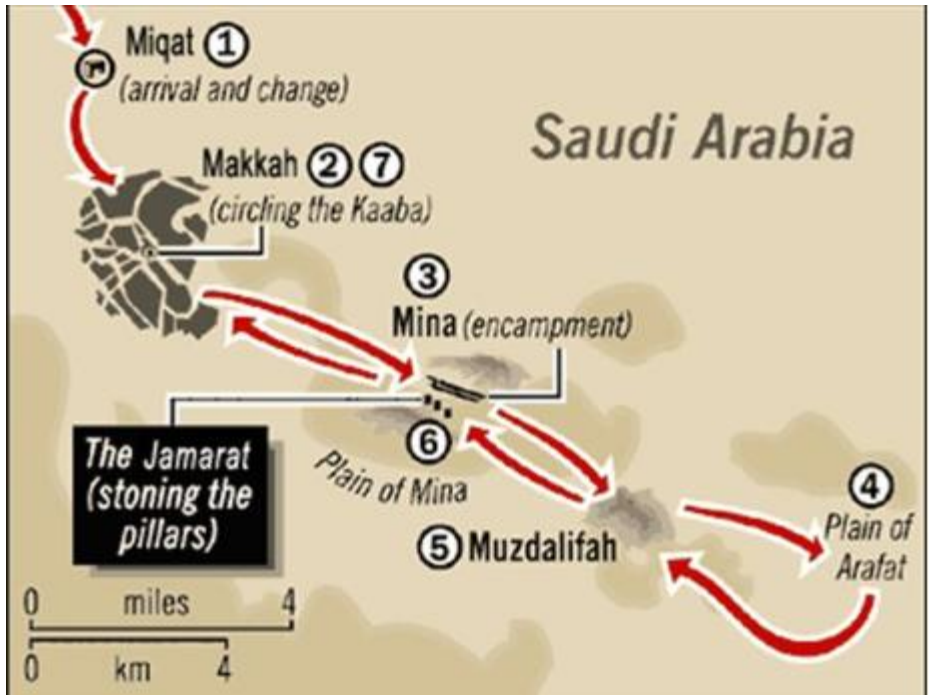
[http://www.icorlando.org/pdfs/hajj\\_english\\_letter\\_size.pdf](http://www.icorlando.org/pdfs/hajj_english_letter_size.pdf)



Hajar Aswad (Source: Internet image search)











Pilgrims spending the night in Muzdalifah – Photo: Madeenah.com



Aerial view of Mina – Photo: abc.net.au andmarks.co...





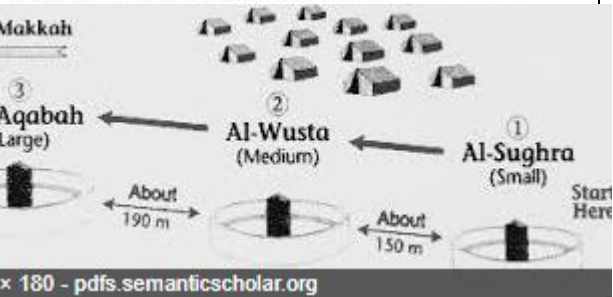
### Before

Each Jamrah represents the devil tempting Ibrahim (AS).




### After

The pillars are now much wider to accommodate the millions of pilgrims that throw stones.



Jabal Rahmah in Arafat from top



Jabal Rahmah in Arafat

